

# Case Study: Maventic empowers a top Middle Eastern oil & gas company with centralized analytics

The customer, a renowned oil and gas company in the Middle East, known for complex operations and extensive data management, sought our expertise to implement advanced analytics.

## Challenges



### Data fragmentation

Multiple systems and disparate data sources hindered a unified view of critical information.



### Limited analytical capabilities

Existing systems lacked advanced analytics, hindering valuable insights and leading to suboptimal decision-making.



### Lack of mobile access

The client sought mobile analytics for real-time access to reports and dashboards to improve their decision-making.

## Business Scenario

Before Maventic, the client used SAP® S/4HANA® and SAP® SuccessFactors® for reporting, while battling data silos from eight non-SAP systems. Their aim: centralized analytics and mobile access to real-time insights.






## Solution

To address the client's challenges and meet their requirements, Maventic proposed and implemented SAP® BW/4HANA® as the centralized warehouse solution, API and Smart Data Access (SDA) integration for better data synchronisation, and as a result developed over 70 reports across various business areas for improved decision-making.

- SAP BW/4HANA Warehouse solution**  
 Implemented SAP BW/4HANA as the centralized warehouse solution, facilitating seamless data integration from SAP and non-SAP systems.
- API Integration with SuccessFactors:**  
 Established a robust API integration between SAP BW/4HANA and SAP SuccessFactors, allowing for real-time data synchronisation.
- SDA Integration with Non-SAP systems**  
 Utilizing the power of , we connected the eight non-SAP systems to SAP BW/4HANA.
- Development of 70+ Reports**  
 Utilizing BW/4HANA capabilities, we crafted over 75 reports across SD, MM, FI, PS, COPA, PP, PM, and HR domains, meeting diverse analytical needs.
- Analytics for Office (AFO)**  
 We provided user-friendly access to the reports through the Analytics for Office (AFO) interface.
- Strategic dashboard development**  
 To facilitate top-level decision-making, we developed eight interactive dashboards using SAP® Analytics Cloud.



## Benefits

-  Comprehensive data integration
-  Advanced analytics
-  Real-time HR insights
-  Improved decision-making
-  User-friendly interface

maventic

+91 829 6969 824

experts@maventic.com

www.maventic.com

AECS Layout - C Block, Brookefield,  
Bengaluru, India - 560 037