

# Case Study: Boosting global sales insights for an Australian agricultural firm with Maventic

The customer, valued at more than USD 800 million, is one of Australia's largest horticultural companies and a major supplier of produce to food retailers.

## Challenges



### Data integration complexity

Diverse SAP and non-SAP sources posed difficulties in unifying the data.



### Loss of productivity

Multiple sources of data posed challenges in deriving actionable insights severely impacting user productivity and hindering timely decision-making.



### Lack of a single source of truth

Struggled with unsynced data stored in various systems, databases, and formats across different departments and locations. This fragmentation made it difficult to consolidate and analyze data effectively.

## Business Scenario

Before Maventic, the customer leveraged SAP and non-SAP sources across regions, which hindered a unified view of their data. They sought a solution for seamless integration & comprehensive reporting.






## Solution

The customer recognized the need to improve their business metric understanding and profitability insights. After assessing various SAP partners, they chose Maventic to streamline processes and generate various mission-critical reports with SAP Datasphere to enhance decision-making.

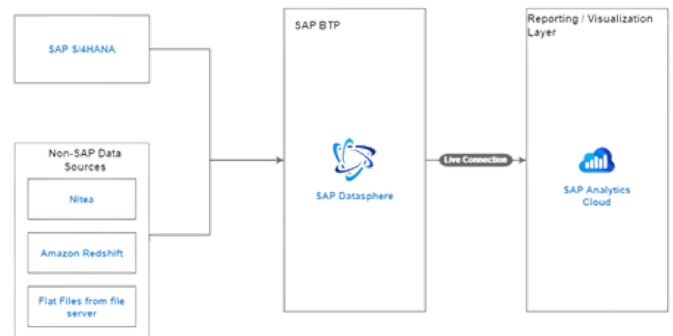
- Integrated data with SAP Datasphere**  
 Maventic utilised SAP Datasphere to combine data from multiple sources (SAP, online sales, non-SAP like Redshift, Nitea).
- Real-time analytics with SAC**  
 SAP Analytics Cloud was employed for reporting and visualization, replacing error-prone manual spreadsheets.
- Strategic insights**  
 Bird's-eye view dashboards were implemented to track critical operations and visualize KPIs for informed decision-making.
- Produce sales/supply report**  
 Examines sales and supply trends in the agricultural market, providing insights into demand and supply chain dynamics.
- Forecast vs budget variance report**  
 Evaluates variances between production forecasts, budget, and actuals, offering a complete view of financial performance.
- Product-wise production & export report**  
 Presents a detailed overview of production and export data categorized by product, offering insights into production efficiency.



## Benefits

- 
**60%** faster reports generated
- 
**360°** degree view of entire organization
- 
**100%** on-time report delivery
- 
**60%** increase in data accuracy and consistency
- 
**15%** enhanced data visualization

## Landscape



maventic

+91 829 6969 824

experts@maventic.com

www.maventic.com

AECS Layout - C Block, Brookefield,  
Bengaluru, India - 560 037